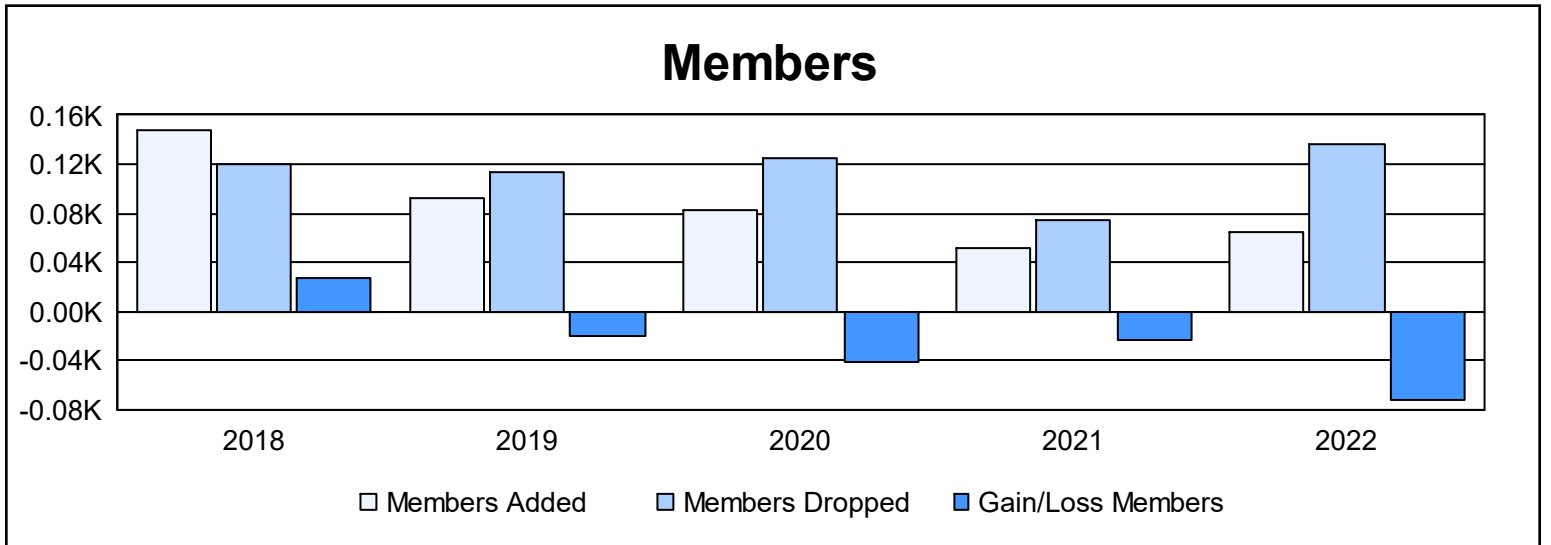
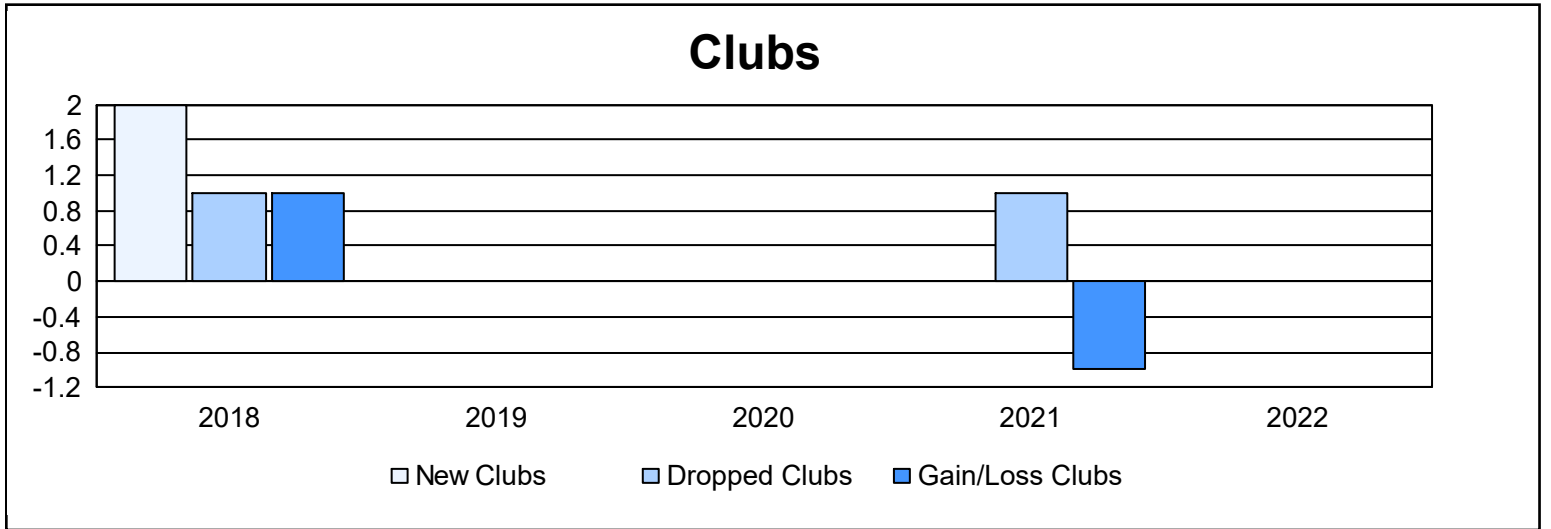
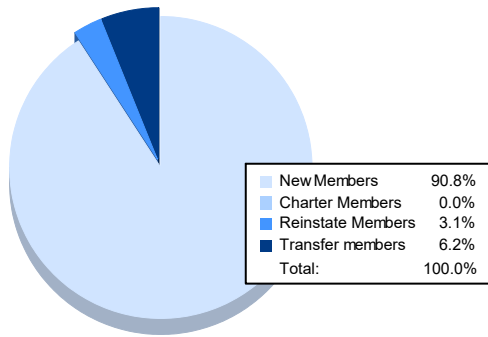


| Year | New Clubs | Dropped Clubs | Gain/ Loss Clubs | New Members | Charter Members | Reinstate Members | Transfer Members | Total Member Added | Total Members Dropped | Gain/ Loss Members |
|----------------|-----------|---------------|------------------|-------------|-----------------|-------------------|------------------|--------------------|-----------------------|--------------------|
| 2017-2018 | 2 | 1 | 1 | 101 | 41 | 1 | 4 | 147 | 120 | 27 |
| 2018-2019 | 0 | 0 | 0 | 87 | 1 | 0 | 5 | 93 | 113 | -20 |
| 2019-2020 | 0 | 0 | 0 | 74 | 0 | 0 | 9 | 83 | 125 | -42 |
| 2020-2021 | 0 | 1 | -1 | 49 | 0 | 0 | 2 | 51 | 75 | -24 |
| 2021-2022 | 0 | 0 | 0 | 59 | 0 | 2 | 4 | 65 | 137 | -72 |
| Average | 0 | 0 | 0 | 74 | 8 | 1 | 5 | 88 | 114 | -26 |



Membership Composition June 2022 Cumulative



Gender Composition June 2022 Cumulative

